

TOPS® Income & Growth Portfolio II

Portfolio Date: 3/31/2021

Maintained by:
Matrix Trust Company

Fund Profile

CUSIP	87240V207
Morningstar Category	US SA Allocation--30% to 50% Equity
Subadvisor	Valmark Advisers, Inc.
Base Currency	US Dollar

Fee/ Expense

Net Expense Ratio	0.12
Fee per \$1,000	\$1.20

*Fee per \$1000 is assuming no return and based on total net expense for one year

Operations Information

Net Assets - Share Class	750,000
Inception Date	9/30/2005
Turnover Ratio %	51.31

*No commissions or redemption fees charged for purchases and sales of interests in the fund

Investment Philosophy

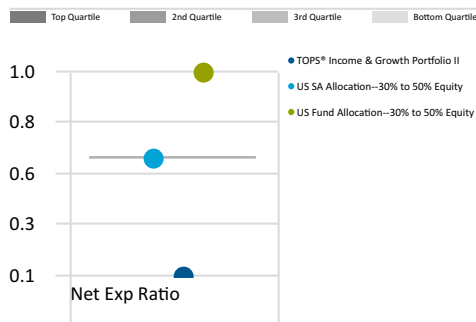
Each of the TOPS Portfolios seeks a competitive return for its investment style. The TOPS Portfolios are collective investment funds that will invest primarily in Exchange Traded Funds representing multiple asset classes, including large cap value equities, large cap growth equities, mid cap value equities, mid cap growth equities, small cap value equities, small cap growth equities, large cap international equities, emerging markets equities, real estate, natural resources, intermediate corporate bonds, short term bonds, government bonds, high yield bonds and cash. Mutual fund investments may be made within the Portfolios where appropriate.

Portfolio Construction

The TOPS Income & Growth Portfolio seeks to provide income and capital appreciation by investing primarily in ETFs and other index-based vehicles, that invest in corporate and government fixed income securities, common and preferred stocks, real estate and natural resources securities. The TOPS Income & Growth Portfolio places a greater emphasis on fixed income investments than equity, real estate, and natural resource investments, but less emphasis on fixed income investments than the Conservative Portfolio. The TOPS Income & Growth Portfolio may be appropriate for investors with intermediate-to long-term investment time horizons who seek to earn income but still benefit from stock market growth and are willing to accept a limited ability to benefit from stock market growth in exchange for reduced volatility.

Expense Relative to Peer Group

Peer Group (5-95%): Separate Accounts - U.S. - Allocation--30% to 50% Equity



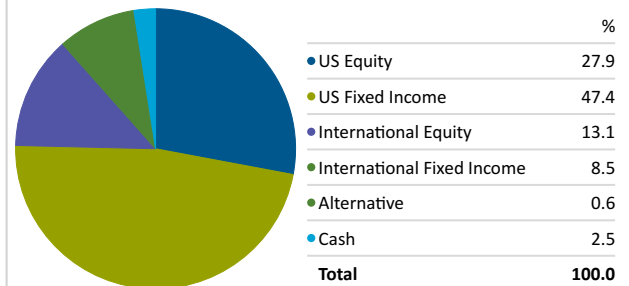
Top Holdings

Portfolio Date: 3/31/2021

Asset Name	Port %
Vanguard Short-Term Bond Index Adm	17.78
NT S&P 500 Index Fund - DC - NL - 3	16.71
NT Agg Bond Index Fund - L - H	16.44
NT Col 1-10 Yr TIPS Idx Fd - NL - 3	12.93
Vanguard Developed Markets Index Adm	7.99
Vanguard Extended Market Index Admirc	5.99
BNYM Mellon NSL REIT Index Fund Instl	5.53
Vanguard High-Yield Corporate Adm	4.94
Vanguard Total Intl Bd Idx Admiral™	4.86
Vanguard Emerging Mkts Stock Idx Adm	4.85

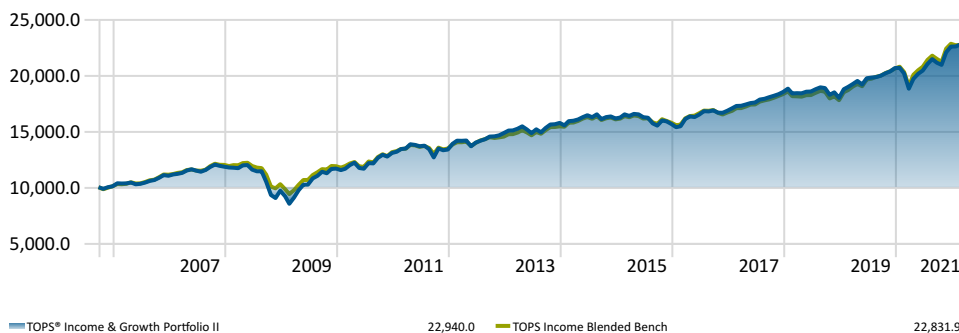
Asset Allocation

Portfolio Date: 3/31/2021



Investment Growth of \$10,000

Time Period: 10/1/2005 to 3/31/2021



*Blended Index Developed and Maintained by Matrix Trust Company

Trailing Returns - Investment and Index

	YTD	1 Year	3 Years
TOPS® Income & Growth Portfolio II	1.67	22.01	7.63
TOPS Income Blended Bench	0.08	19.90	8.01

Risk & Return Since Inception

Calculation Benchmark: US Fund Allocation--30% to 50% Equity

	Inv	Cat Avg
Return	5.50	4.85
Std Dev Population	8.34	7.19
Downside Deviation	1.65	0.00
Alpha	0.30	0.00
Beta	1.11	1.00
R2	91.63	100.00
Sharpe Ratio (arith)	0.51	0.51
Tracking Error	2.55	0.00

Principal Risk

Performance information reflects past performance and does not guarantee future results. All returns are net of any fees that accrued within the fund, for more information on the fees please visit the fund's web page noted above. Investment return and principal value will fluctuate such that shares, when redeemed, may be worth more or less than their original cost. All returns that exceed 12 months are annualized.

Investment Products: Not FDIC Insured - No Bank Guarantee - May Lose Value

Trustee:



Matrix Trust Company
717 17th Street, Suite 1300
Denver, CO 80202
Email: MatrixAdvisorServices@Broadridge.com
Phone: 866.935.6824

Subadvisor:



Valmark Advisers, Inc.
Michael McClary
130 Springsdale Drive, Suite 300
Akron, OH 44333
Phone: 800.765.5201

© 2019 Morningstar. All Rights Reserved. The information contained herein: (1) is proprietary to Morningstar and/or its content providers; (2) may not be copied or distributed; and (3) is not warranted to be accurate, complete or timely. Neither Morningstar nor its content providers are responsible for any damages or losses arising from any use of this information. Past performance is no guarantee of future results.

Source: Morningstar Direct