

Strategic Roadmap Gr I

Portfolio Date: 3/31/2025

Maintained by:
Matrix Trust Company

Fund Profile

CUSIP 87239R340
Morningstar Category US SA Moderately Aggressive Allocation
Manager Name Brett Wessels, CFA
Subadvisor Steele Capital Management Inc

Fee/ Expense

Net Expense Ratio 0.13
Fee per \$1,000 \$1.30

Fee per \$1,000 is assuming no return and based on total net expense for one year

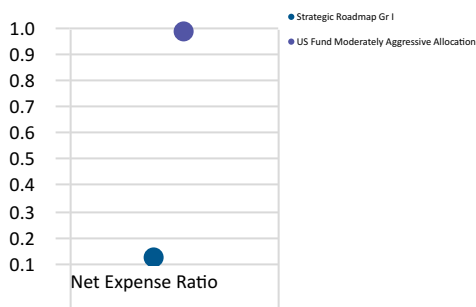
Operations Information

Net Assets - Share Class 110,220,000
Inception Date 6/30/2015
Turnover Ratio % 10.52

No commissions or redemption fees charged for purchases and sales of interests in the fund

Expense Relative to Peer Group

Peer Group (5-95%): Funds - U.S. - Moderately Aggressive Allocation



Portfolio Construction

The Growth Fund is a strategic asset allocation fund that invests in a diversified portfolio through the use of mutual funds, ETFs, individual securities and other pooled funds. The primary objective of the fund is capital appreciation with a low to moderate level of income. The Growth Fund will typically allocate approximately 80% of its assets in a combination of U.S. and foreign equities, and 20% in bonds, a portion of which can be allocated to international bonds and cash vehicles. The Growth Fund may also have an allocation to Real Estate, Commodities, or other alternative strategies to help it pursue its investment objectives. The Growth Fund is designed for those investors who seek long-term growth of capital with slightly lower volatility than the overall market.

Investment Philosophy

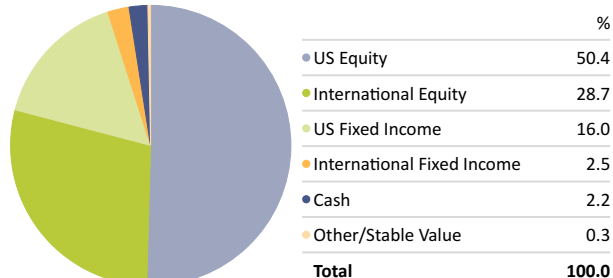
The Matrix Trust Company sponsored Strategic Roadmap Portfolios are a series of risk-based CIFs designed to provide retirement plan participants with broadly diversified portfolios that align with their own risk profile and time horizon. Steele Capital Management, the subadvisor to these funds, embraces strategic asset allocation using multiple asset classes and strategies. For additional information, go to www.steelecapital.com.

Top 10 Holdings

Asset Name	Port %
iShares Morningstar Value ETF	14.49
Schwab International Equity ETF™	10.07
Vanguard FTSE Developed Markets ETF	9.99
Vanguard FTSE Emerging Markets ETF	9.30
Schwab US Large-Cap ETF™	7.50
Guggenheim Total Return Bond Instl	7.02
iShares Core S&P 500 ETF	6.05
Vanguard S&P 500 ETF	6.03
Vanguard Short-Term Corporate Bond ETI	5.02
iShares Core US Aggregate Bond ETF	4.97

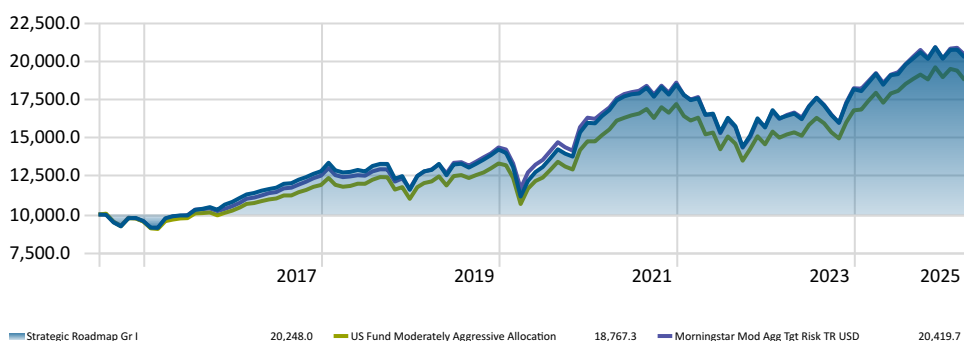
Asset Allocation - Strategic Roadmap Gr I

Portfolio Date: 3/31/2025



Investment Growth

Time Period: 7/1/2015 to 3/31/2025



Trailing Returns - Investment and Index

	YTD	1 Year	3 Years	5 Years
Strategic Roadmap Gr I	0.39	5.61	4.82	12.63
US Fund Moderately Aggressive Allocation	-1.03	4.60	4.77	11.93
Morningstar Mod Agg Tgt Risk TR USD	1.17	6.21	4.95	11.78

Risk & Return Since Inception

Calculation Benchmark: Morningstar Mod Agg Tgt Risk TR USD

	Inv	Cat Avg
Return	7.50	6.68
Std Dev Population	3.88	3.61
Downside Deviation	0.38	0.38
Alpha	-0.03	-0.07
Beta	1.06	0.99
R2	98.70	98.36
Sharpe Ratio (arith)	0.13	0.12
Tracking Error	0.50	0.47

Principal Risk

Performance information reflects past performance and does not guarantee future results. All returns are net of any fees that accrued within the fund, for more information on the fees please visit the fund's web page noted above. Investment return and principal value will fluctuate such that shares, when redeemed, may be worth more or less than their original cost. All returns that exceed 12 months are annualized.

Investment Products: Not FDIC Insured - No Bank Guarantee - May Lose Value

Trustee:

Subadvisor:

Matrix
TRUST COMPANY

Matrix Trust Company
717 17th Street, Suite 1300
Denver, CO 80202
Email: MatrixAdvisorServices@Broadridge.com
Phone: 866.935.6824

STEELE
Capital Management

Steele Capital Management
Brett Wessels
1000 Jackson Street
Dubuque, IA 52001
(800) 397-2097

© 2021 Morningstar. All Rights Reserved. The information contained herein: (1) is proprietary to Morningstar and/or its content providers; (2) may not be copied or distributed; and (3) is not warranted to be accurate, complete or timely. Neither Morningstar nor its content providers are responsible for any damages or losses arising from any use of this information. Past performance is no guarantee of future results.

Source: Morningstar Direct