

# Strategic Roadmap Agrsv II

Portfolio Date: 3/31/2025

Maintained by:  
Matrix Trust Company

## Fund Profile

CUSIP 87239R274  
Morningstar Category US SA Aggressive Allocation  
Manager Name Brett Wessels, CFA  
Subadvisor Steele Capital Management Inc

## Fee/ Expense

Net Expense Ratio 0.11  
Fee per \$1,000 \$1.10

Fee per \$1,000 is assuming no return and based on total net expense for one year

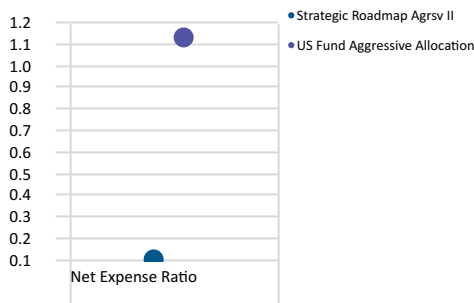
## Operations Information

Net Assets - Share Class 20,000  
Inception Date 6/30/2015  
Turnover Ratio % 5.36

No commissions or redemption fees charged for purchases and sales of interests in the fund

## Expense Relative to Peer Group

Peer Group (5-95%): Funds - U.S. - Aggressive Allocation



## Portfolio Construction

The Aggressive Fund is a strategic asset allocation fund that invests in a diversified portfolio through the use of mutual funds, ETFs, individual securities and other pooled funds. The primary objective of the fund is long-term capital appreciation. The Aggressive Fund will typically allocate approximately 95% of assets in a combination of U.S. and foreign equities. The Aggressive Fund may also have an allocation to Real Estate, Commodities, or other alternative strategies to help it pursue its investment objectives. The fund is designed for those investors who seek long-term growth of capital and are willing to accept higher levels of market volatility.

## Investment Philosophy

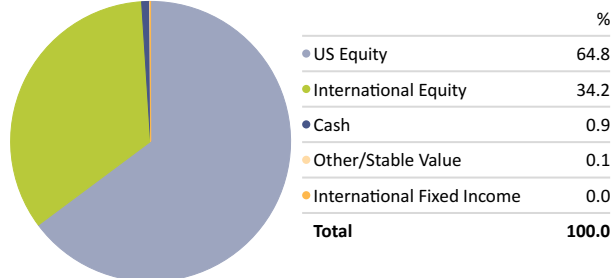
The Matrix Trust Company sponsored Strategic Roadmap Portfolios are a series of risk-based CIFs designed to provide retirement plan participants with broadly diversified portfolios that align with their own risk profile and time horizon. Steele Capital Management, the subadvisor to these funds, embraces strategic asset allocation using multiple asset classes and strategies. For additional information, go to [www.steelecapital.com](http://www.steelecapital.com).

## Top 10 Holdings

Asset Name	Port %
iShares Morningstar Value ETF	16.06
Schwab International Equity ETF™	12.13
Vanguard FTSE Developed Markets ETF	12.04
Vanguard FTSE Emerging Markets ETF	10.35
Schwab US Large-Cap ETF™	10.03
iShares Core S&P 500 ETF	7.07
Vanguard S&P 500 ETF	7.05
iShares Morningstar Mid-Cap ETF	5.02
iShares Morningstar Mid-Cap Value ETF	4.98
Schwab US Small-Cap ETF™	4.50

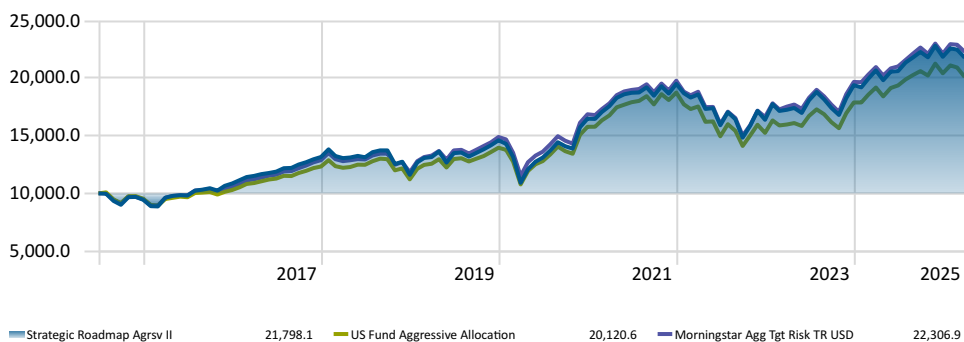
## Asset Allocation - Strategic Roadmap Agrsv II

Portfolio Date: 3/31/2025



## Investment Growth

Time Period: 7/1/2015 to 3/31/2025



## Trailing Returns - Investment and Index

	YTD	1 Year	3 Years	5 Years
Strategic Roadmap Agrsv II	-0.37	5.34	5.42	14.83
US Fund Aggressive Allocation	-1.57	4.76	4.65	13.30
Morningstar Agg Tgt Risk TR USD	0.69	6.30	5.79	14.14

## Risk & Return Since Inception

Calculation Benchmark: Morningstar Agg Tgt Risk TR USD

	Inv	Cat Avg
Return	8.32	7.31
Std Dev Population	4.59	4.23
Downside Deviation	0.44	0.42
Alpha	-0.05	-0.10
Beta	1.08	1.00
R2	98.95	98.61
Sharpe Ratio (arith)	0.13	0.12
Tracking Error	0.59	0.50

## Principal Risk

Performance information reflects past performance and does not guarantee future results. All returns are net of any fees that accrued within the fund, for more information on the fees please visit the fund's web page noted above. Investment return and principal value will fluctuate such that shares, when redeemed, may be worth more or less than their original cost. All returns that exceed 12 months are annualized.

Investment Products: Not FDIC Insured - No Bank Guarantee - May Lose Value

Trustee:

**Matrix**  
TRUST COMPANY

Matrix Trust Company  
717 17th Street, Suite 1300  
Denver, CO 80202  
Email: [MatrixAdvisorServices@Broadridge.com](mailto:MatrixAdvisorServices@Broadridge.com)  
Phone: 866.935.6824

Subadvisor:

**STEELE**  
Capital Management

Steele Capital Management  
Brett Wessels  
1000 Jackson Street  
Dubuque, IA 52001  
(800) 397-2097

© 2021 Morningstar. All Rights Reserved. The information contained herein: (1) is proprietary to Morningstar and/or its content providers; (2) may not be copied or distributed; and (3) is not warranted to be accurate, complete or timely. Neither Morningstar nor its content providers are responsible for any damages or losses arising from any use of this information. Past performance is no guarantee of future results.

Source: Morningstar Direct