

Strategic Roadmap Gr I

Portfolio Date: 10/31/2020

Maintained by:
Matrix Trust Company

Fund Profile

CUSIP	87239R340
Morningstar Category	US SA Allocation--70% to 85% Equity
Manager Name	Brett Wessels, CFA
Subadvisor	Steele Capital Management Inc

Fee/ Expense

Net Expense Ratio	0.26
Fee per \$1,000	\$2.60

Fee per \$1,000 is assuming no return and based on total net expense for one year

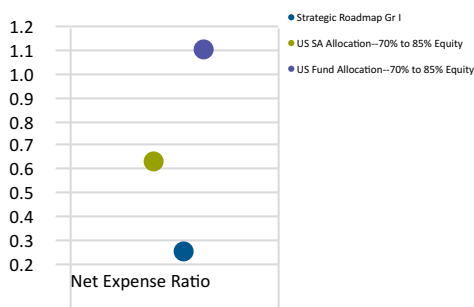
Operations Information

Net Assets - Share Class	95,630,000
Inception Date	6/30/2015
Turnover Ratio %	10.86

No commissions or redemption fees charged for purchases and sales of interests in the fund

Expense Relative to Peer Group

Peer Group (5-95%): Funds - U.S. - Allocation--70% to 85% Equity



Portfolio Construction

The Growth Fund is a strategic asset allocation fund that invests in a diversified portfolio through the use of mutual funds, ETFs, individual securities and other pooled funds. The primary objective of the fund is capital appreciation with a low to moderate level of income. The Growth Fund will typically allocate approximately 80% of its assets in a combination of U.S. and foreign equities, and 20% in bonds, a portion of which can be allocated to international bonds and cash vehicles. The Growth Fund may also have an allocation to Real Estate, Commodities, or other alternative strategies to help it pursue its investment objectives. The Growth Fund is designed for those investors who seek long-term growth of capital with slightly lower volatility than the overall market.

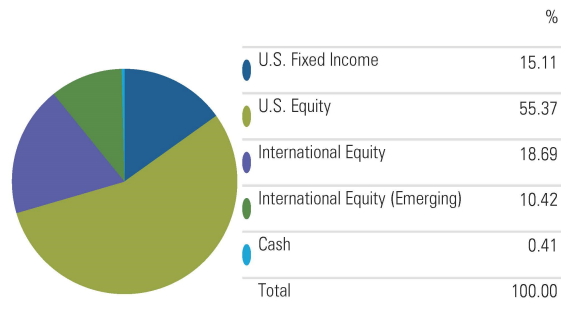
Investment Philosophy

The Matrix Trust Company sponsored Strategic Roadmap Portfolios are a series of risk-based CIFs designed to provide retirement plan participants with broadly diversified portfolios that align with their own risk profile and time horizon. Steele Capital Management, the subadvisor to these funds, embraces strategic asset allocation using multiple asset classes and strategies. For additional information, go to www.steelecapital.com.

Top 10 Holdings

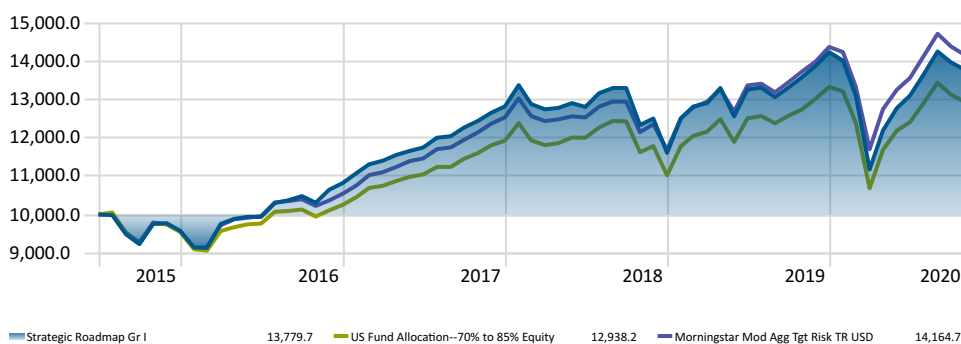
Asset Name	Port %
Schwab International Equity ETF™	18.69
DoubleLine Shiller Enhanced CAPE® I	14.78
Schwab US Large-Cap ETF™	10.73
Vanguard FTSE Emerging Markets ETF	10.42
iShares Morningstar Large-Cap Value ETF	9.34
iShares Morningstar Mid-Cap Growth ETF	5.72
DoubleLine Total Return Bond I	5.33
iShares Core US Aggregate Bond ETF	5.08
iShares Morningstar Mid-Cap ETF	5.03
Guggenheim Total Return Bond Instl	4.69

Asset Allocation



Investment Growth

Time Period: 7/1/2015 to 10/31/2020



Trailing Returns - Investment and Index

	YTD	1 Year	3 Years	5 Years
Strategic Roadmap Gr I	-3.20	1.43	3.46	7.15
US Fund Allocation--70% to 85% Equity	-2.94	1.51	3.70	5.80
Morningstar Mod Agg Tgt Risk TR USD	-1.45	3.15	5.26	7.67

Risk & Return Since Inception

Calculation Benchmark: Morningstar Mod Agg Tgt Risk TR USD

	Inv	Cat Avg
Return	6.20	4.97
Std Dev Population	3.76	3.50
Downside Deviation	0.47	0.34
Alpha	-0.08	-0.15
Beta	1.11	1.03
R2	98.55	99.12
Sharpe Ratio (arith)	0.13	0.11
Tracking Error	0.58	0.35

Principal Risk

Performance information reflects past performance and does not guarantee future results. All returns are net of any fees that accrued within the fund, for more information on the fees please visit the fund's web page noted above. Investment return and principal value will fluctuate such that shares, when redeemed, may be worth more or less than their original cost. All returns that exceed 12 months are annualized.

Investment Products: Not FDIC Insured - No Bank Guarantee - May Lose Value

Trustee:



Matrix Trust Company
717 17th Street, Suite 1300
Denver, CO 80202
Email: MatrixAdvisorServices@Broadridge.com
Phone: 866.935.6824

Subadvisor:



Steele Capital Management
Brett Wessels
788 Main Street
Dubuque, IA 52001
(800) 397-2097