

# Strategic Roadmap Bal I

Portfolio Date: 10/31/2020

Maintained by:  
Matrix Trust Company

## Fund Profile

CUSIP	87239R357
Morningstar Category	US SA Allocation--50% to 70% Equity
Manager Name	Brett Wessels, CFA
Subadvisor	Steele Capital Management Inc

## Fee/ Expense

Net Expense Ratio	0.29
Fee per \$1,000	\$2.90

Fee per \$1,000 is assuming no return and based on total net expense for one year

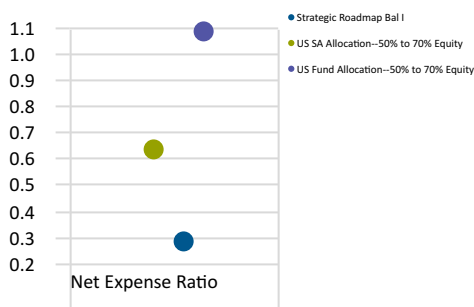
## Operations Information

Net Assets - Share Class	95,160,000
Inception Date	6/30/2015
Turnover Ratio %	15.52

No commissions or redemption fees charged for purchases and sales of interests in the fund

## Expense Relative to Peer Group

Peer Group (5-95%): Funds - U.S. - Allocation--50% to 70% Equity



## Portfolio Construction

The Balanced Fund is a strategic asset allocation fund that invests in a diversified portfolio through the use of mutual funds, ETFs, individual securities and other pooled funds. The primary objective of the fund is a combination of capital appreciation and income. The Balanced Fund will typically allocate approximately 60% of its assets in a combination of U.S. and foreign equities, and 40% in bonds, a portion of which can be allocated to international bonds and cash vehicles. The Balanced Fund may also have an allocation to Real Estate, Commodities, or other alternative strategies to help it pursue its investment objectives. The Balanced Fund is designed for those investors who are seeking lower volatility than the overall market with an opportunity for moderate capital growth.

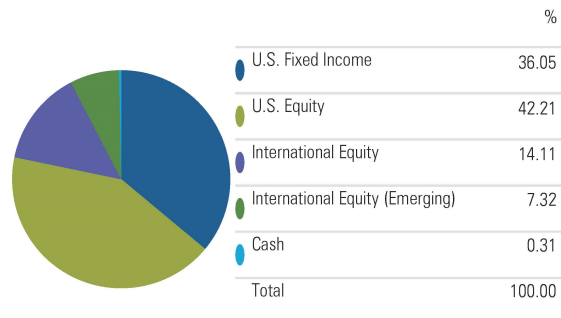
## Investment Philosophy

The Matrix Trust Company sponsored Strategic Roadmap Portfolios are a series of risk-based CIFs designed to provide retirement plan participants with broadly diversified portfolios that align with their own risk profile and time horizon. Steele Capital Management, the subadvisor to these funds, embraces strategic asset allocation using multiple asset classes and strategies. For additional information, go to [www.steelecapital.com](http://www.steelecapital.com).

## Top 10 Holdings

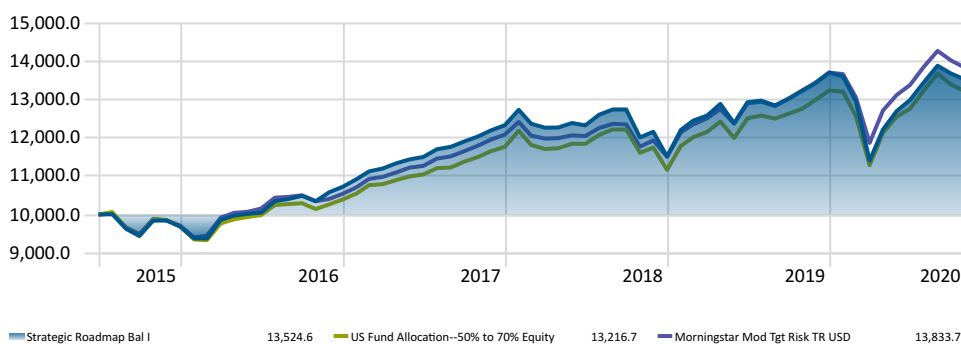
Asset Name	Port %
Schwab International Equity ETF™	14.11
iShares Core US Aggregate Bond ETF	12.30
DoubleLine Shiller Enhanced CAPE® I	11.56
DoubleLine Total Return Bond I	11.23
Schwab US Large-Cap ETF™	7.87
Guggenheim Total Return Bond Instl	7.85
Vanguard FTSE Emerging Markets ETF	7.32
iShares Morningstar Large-Cap Value ETF	7.18
DoubleLine Flexible Income I	4.67
iShares Morningstar Mid-Cap Growth ETF	4.41

## Asset Allocation



## Investment Growth

Time Period: 7/1/2015 to 10/31/2020



## Trailing Returns - Investment and Index

	YTD	1 Year	3 Years	5 Years
Strategic Roadmap Bal I	-1.31	2.26	3.97	6.57
US Fund Allocation--50% to 70% Equity	-0.15	3.59	4.75	6.00
Morningstar Mod Tgt Risk TR USD	0.97	4.51	5.45	6.95

## Risk & Return Since Inception

Calculation Benchmark: Morningstar Mod Tgt Risk TR USD

	Inv	Cat Avg
Return	5.82	5.26
Std Dev Population	2.92	2.75
Downside Deviation	0.48	0.32
Alpha	-0.08	-0.11
Beta	1.13	1.07
R2	97.61	98.80
Sharpe Ratio (arith)	0.14	0.14
Tracking Error	0.57	0.36

## Principal Risk

Performance information reflects past performance and does not guarantee future results. All returns are net of any fees that accrued within the fund, for more information on the fees please visit the fund's web page noted above. Investment return and principal value will fluctuate such that shares, when redeemed, may be worth more or less than their original cost. All returns that exceed 12 months are annualized.

Investment Products: Not FDIC Insured - No Bank Guarantee - May Lose Value

Trustee:



Matrix Trust Company  
717 17th Street, Suite 1300  
Denver, CO 80202  
Email: [MatrixAdvisorServices@Broadridge.com](mailto:MatrixAdvisorServices@Broadridge.com)  
Phone: 866.935.6824

Subadvisor:



Steele Capital Management  
Brett Wessels  
788 Main Street  
Dubuque, IA 52001  
(800) 397-2097