

# Managed Retirement Growth CI I

Portfolio Date: 12/31/2025

Maintained by:  
Matrix Trust Company

## Fund Profile

CUSIP	337739718
Morningstar Category	Global Moderately Aggressive Allocation
Subadvisor	Axia Advisory Corp
Base Currency	US Dollar

## Fee/ Expense

Net Expense Ratio	0.40
Fee per \$1,000	\$4.00

\*Fee per \$1000 is assuming no return and based on total net expense for one year.

## Portfolio Construction

The Growth Fund is an asset allocation fund whose primary objective is growth of capital with some consideration for income. The Fund is invested in a diversified mix of underlying vehicles including mutual funds, ETFs, stable value and other pooled funds. The Growth Fund typically invests 75% of its assets in equities, a portion of which is allocated to international equities and real estate, and 25% in bonds, a portion of which is allocated to international bonds, stable value funds, and cash vehicles. Tactical changes may be made to take advantage of valuation opportunities from time to time. To ensure the Fund's strategy remains consistent, the allocation may be rebalanced when it deviates significantly from strategic targets. Investors in this fund should be willing to accept fluctuation in value and be able to tolerate the market risk that comes from the volatility of capital markets.

The underlying investments will use a combination of passive and active strategies and will be evaluated on a regular basis.

## Operations Information

Net Assets - Share Class	84,610,000
Inception Date	6/29/2007
Turnover Ratio %	53.54

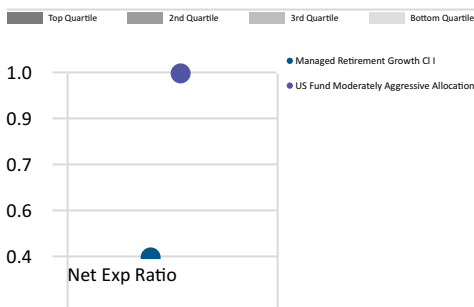
\*No commissions or redemption fees charged for purchases and sales of interests in the fund

## Investment Philosophy

Each of the Managed Retirement Funds seeks a competitive return for its investment style. The Managed Retirement Funds are collective investment funds that will invest primarily in U.S. and foreign stocks, bonds, and cash equivalents primarily through mutual funds, bonds, fixed-income investments and money market accounts.

## Expense Relative to Peer Group

Peer Group (5-95%): Separate Accounts - U.S. - Moderately Aggressive Allocation




## Top Holdings

Portfolio Date: 12/31/2025

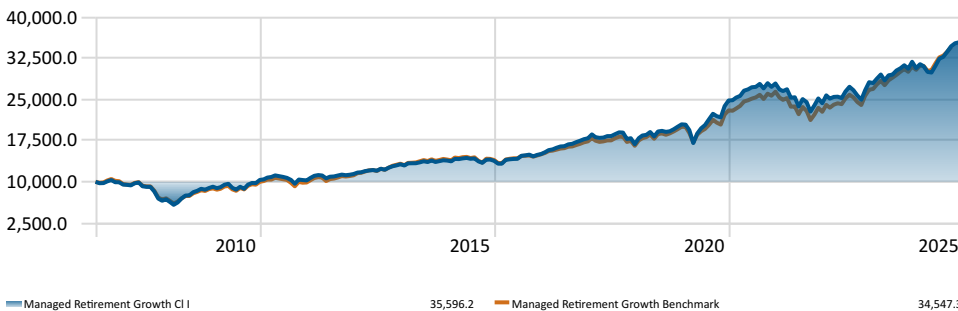
Asset Name	Port %
Fidelity Large Cap Growth Idx	20.34
Fidelity Large Cap Value Index	17.76
Dodge & Cox Income X	13.27
DFA US Targeted Value I	7.00
Federated Hermes Treasury Obl IS	6.28
Dodge & Cox International Stock X	6.20
Driehaus Small Cap Growth CIT Class A	6.13
Vanguard International Growth Adm	4.69
DFA International Small Cap Value I	4.24
DFA Emerging Mkts ex China Cr Eq Instl	3.59

## Asset Allocation



## Investment Growth of \$10,000

Time Period: 7/1/2007 to 12/31/2025



\*Blended Index Developed and Maintained by Matrix Trust Company

## Trailing Returns - Investment & Benchmark

	YTD	1 Year	3 Years
Managed Retirement Growth CI I	15.88	15.88	13.56
Managed Retirement Growth Benchmark	13.65	13.65	16.40

## Risk & Return Since Inception

	Inv	Bmk1
Return	7.10	7.03
Std Dev Population	12.61	11.91
Downside Deviation	1.53	0.00
Alpha	-0.20	0.00
Beta	1.05	1.00
R2	97.21	100.00
Sharpe Ratio (arith)	0.45	0.47
Tracking Error	2.22	0.00

## Principal Risk

Performance information reflects past performance and does not guarantee future results. All returns are net of any fees that accrued within the fund, for more information on the fees please visit the fund's web page noted above. Investment return and principal value will fluctuate such that shares, when redeemed, may be worth more or less than their original cost. All returns that exceed 12 months are annualized.

Investment Products: Not FDIC Insured - No Bank Guarantee - May Lose Value

Trustee:

Subadvisor:



Matrix Trust Company  
717 17th Street, Suite 1300  
Denver, CO 80202  
Email: MatrixAdvisorServices@Broadridge.com  
Phone: 866.935.6824



**Axia Advisory Corporation**  
Retirement Plan & Investment Management Consultants

Axia Advisory Corporation  
Keith Shadrick  
20 East 91st St., Suite 202  
Indianapolis, IN 46240  
T: 888.609.2942